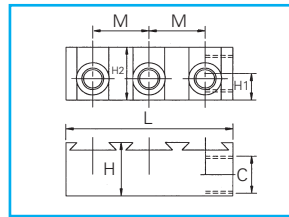


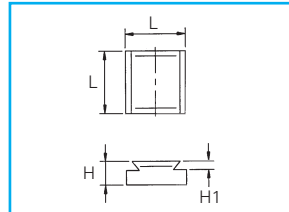
modular manifolds

3302 03 triple port block — with 3/8" NPT side entry



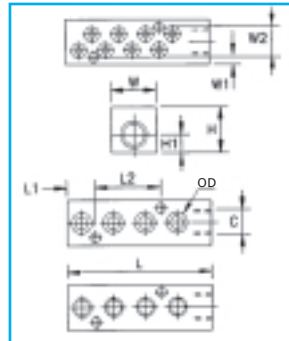
C NPT	H in	H1 in	H2 in	L in	M in	oz
3/8	.97	.49	.98	3.03	1.02	3.31

3303 blanking end



L in	H in	H1 in	kg
.98	.37	.14	.56

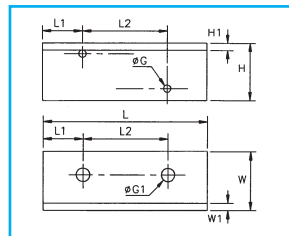

3305 monobloc manifold with threaded or LF3000® push-to-connect ports — fractional inch



ØD in	C NPT	H in	H1 in	L in	L1 in	L2 in
5/32" O.D.	1/4	.98	.39	3.15	.62	1.38
1/4" O.D.	1/4	.98	.39	3.15	.62	1.38
1/8" NPT	1/4	.98	.39	3.15	.62	1.38

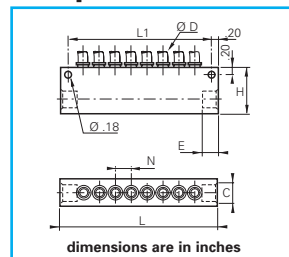

W in	W1 in	W2 in	oz
.98	.18	.63	4.5
.98	.18	.63	4.4
.98	.18	.63	4.2

3303 mounting bracket



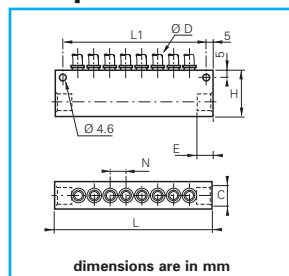

G in	G1 in	H in	H1 in	L in	L1 in	L2 in	W in	W1 in	oz
.12	.22	.98	.12	2.87	.75	1.38	.98	.12	1.1

3315 manifold with LF3000® push-to-connect ports — fractional inch



ØD in	C NPT	Number of outlets	E in	H in	L in	L1 in	N in	oz
1/8	1/4	8	.55	1.30	4.49	4.09	.45	5.75
5/32	1/4	8	.55	1.30	4.49	4.09	.45	5.75
1/4	1/4	8	.55	1.30	4.92	4.53	.50	5.82
3/8	3/8	6	—	1.57	5.73	5.33	.67	5.82

3310 manifold with LF3000® push-to-connect ports — metric



ØD mm	C BSPP	Number of outlets	E mm	H mm	L mm	L1 mm	N mm	kg
4	G1/4	8	10	33	114	104	11.5	.163
6	G1/4	8	10	33	114	104	12.5	.163
8	G3/8	6	12	33	114	104	15	.163
10	G1/2	6	16	48	145.5	135.5	17.1	.207
12	G1/2	6	16	45	158	148	20.5	.225

Distributed By:
Fluidline Components, Inc
 638 S Rochester Road
 Clawson, MI 48017
 Phone 248-583-9070