

## Suffix Option -E

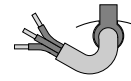
Specifies Magnetic Piston and Dovetail Mounting Slot(s)

Order Sensors Separately

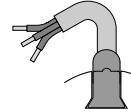


A single slot on longer stroke models has room to accommodate multiple sensors.

Shorter stroke Pancake® Cylinders are furnished with two dovetail mounting slots when Suffix Option "E" is specified.

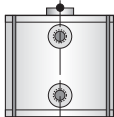
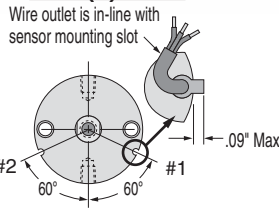


Keyway slot for 1/2" bore Pancakes to fit ø3.8mm style "9B49" sensors. Wire is in-line with slot.



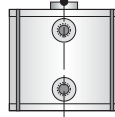
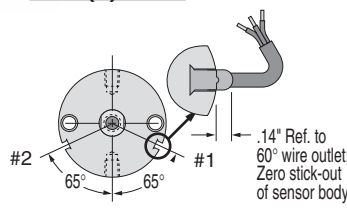
1/4" 60° Dovetail for 3/4" bore Pancake®s & up to fit "949" sensors.

### 1/2" (5) Bore



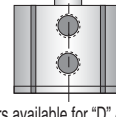
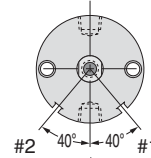
Sensors available for "D" & "TD" strokes and longer. Strokes D - J & TD - TJ have 2 mounting slots; others have 1. Strokes D & TD are ported on opposite sides.

### 3/4" (7) Bore



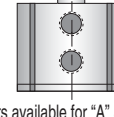
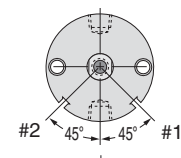
Sensors available for "D" & "TD" strokes and longer. D - J & TD - TJ have 2 mounting slots; others have 1. Strokes D & TD are ported on opposite sides.

### 1 1/8" (121) Bore



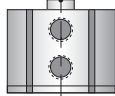
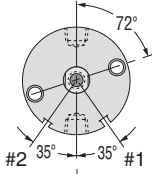
Sensors available for "D" & "TD" strokes and longer. D - F & TD - TF have 2 mounting slots; others have 1. Strokes D & TD are ported on opposite sides.

### 1 5/8" (221) Bore



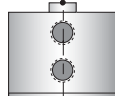
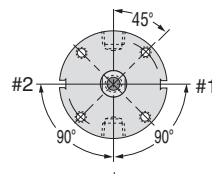
Sensors available for "A" & "TB" strokes and longer. A - D & TB - TD have 2 mounting slots; others have 1. Strokes A is ported on opposite sides.

### 2" (321) Bore



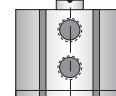
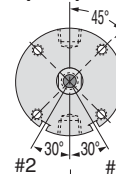
Sensors available for "AA" & "TA" strokes and longer. AA - D & TA - TD have 2 mounting slots; others have 1. Strokes AA - A & TA are ported on opposite sides.

### 2 1/2" (521) Bore



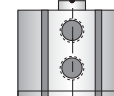
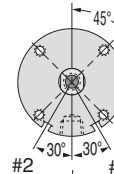
Sensors available for "AA" & "TA" strokes and longer. AA - C & TA - TC have 2 mounting slots; others have 1. Stroke AA is ported on opposite sides.

### 3" (721) Bore



Sensors available for "AA" & "TA" strokes and longer. AA - C & TA - TC have 2 mounting slots; others have 1. Stroke AA is ported on opposite sides.

### 4" (1221) Bore




Sensors available for "AB" strokes and longer. AB - A & TAA - TA have 2 mounting slots; others have 1.

### Temperature Range:

-20° to + 80°C (-4° to + 176°F)

Female Cordsets for Quick Disconnect	Length	Part No.
	1 Meter	CFC-1M
	2 Meters	CFC-2M
	5 Meters	CFC-5M



### Low Profile, Solid State, Magnetic Piston Position Sensors

Sensor housing rated NEMA 6/IP67. Encased in plastic housing, dovetail style sensors are corrosion resistant. 60° wire outlet allows close mounting.

1/4" 60° Dovetail shown here.

## Ordering Guide – Magnetic Sensors for Pancake® Cylinders

Model	Cylinder Model	Sensor Type	Prewired 9 ft. Part No.	Quick Disconnect Part No.*	LED	Electrical Characteristics
ø3.8mm	1/2" Bore Pancake	Electronic	9B49-000-031	9B49-000-331	Yes	Sourcing, PNP, 6-24 VDC, 0.20 Amp Max current, 1.0 Voltage Drop
	1/2" Bore Pancake	Electronic	9B49-000-032	9B49-000-332	Yes	Sinking, NPN, 6-24 VDC, 0.20 Amp Max current, 1.0 Voltage Drop
1/4" 60° Dovetail	All other Pancakes	Electronic	949-000-031	949-000-331	Yes	Sourcing, PNP, 5-28 VDC, 0.20 Amp Max current, 1.0 Voltage Drop
	All other Pancakes	Electronic	949-000-032	949-000-332	Yes	Sinking, NPN, 5-28 VDC, 0.20 Amp Max current, 1.0 Voltage Drop

Note\*: 1/2" bore quick disconnect style supplied with 19" pigtail. All other bores supplied with 6" pigtail. Order female cordsets separately.